

 V-TRAK

Deep Contour

Dynamic Lateral support for Wheelchair users



DEEP CONTOUR – The Deep Contour Wheelchair backrest is an exciting addition to the extensive range of wheelchair backrests. The new range uses original Axxis adjustment combined with a specially extended lateral designed to support the user. The deep contour forms to the user offering dynamic lateral support.

BREATHABLE MATERIAL – The backrest has black spacer fabric as standard. The 3D material construction reduces heat build-up, allows consistent air circulation and provides high moisture transfer.

SHAPING – Unlike other wheelchair backrests, the adjustments of the backrest are built into the product allowing for the minute adjustments needed to provide ultimate comfort. All adjustments can be modified as the body changes and adjusted while the user is in the chair.

LATERAL SUPPORT - Integral laterals provide support exactly where you need it. The unique integral lateral supports provide precise and adjustable support at thoracic and/or pelvic level. This is simply adjusted with a 4mm Allen key.

LUMBAR SUPPORT & CONTOUR DEPTH - The lumbar profile can be adjusted using the 4 internal horizontal straps which can be individually tensioned. These specially constructed adjustable composite support straps are designed to change both the shape and feel of the backrest for the perfect solution, thus providing easy and precise adjustment to suit individual requirements and giving the user 6cm of adjustable contour depth.

SIZE - The extensive range of backrests and hardware ensures Axxis is suitable for all sizes of client and the internal adjustment allows for growth and change in condition of the user.

HARDWARE - Together with the V-Trak mounting and positioning hardware, is the only integrated system to deliver total freedom to place the perfect shape of backrest in any position in relation to the seat and wheelchair. The V-Trak hardware range allows simple fitting to virtually any wheelchair in common use. V-Trak Original and V-Trak Lite have quick release mounts to allow for easy removal for folding chairs.

Deep Contour Wheelchair backrest



Wide range of sizes



Adjustable Lateral support







Internal backrest adjustments



Internal width adjustment & 10-18 cm of contour depth

V-Trak Deep Contour Sizes

	Product code	Height (cm)	Width (cm)	Contour Depth (cm)
	AXDH-XXL	61	60 > 52	10 > 18
	AXDH-XL	61	55 > 43	10 > 18
	AXDH-L	61	50 > 38	10 > 16
	AXDH-M	56	44 > 34	10 > 16
	AXDS-XXL	40	60 > 52	10 > 18
	AXDS-XL	40	55 > 43	10 > 18
	AXDS-L	40	50 > 38	10 > 16
	AXDS-M	36	44 > 34	10 > 16
	AXDR-XL	30	55 > 43	10 > 18
	AXDR-L	30	50 > 38	10 > 16
	AXDR-M	30	44 > 34	10 > 16
	AXDR-S	28	40 > 30	10 > 16
	AXSBD - XXLF	20	60 > 52	10 > 18
	AXSBD - XLF	20	55 > 43	10 > 18
	AXSBD - XLR	17	55 > 43	10 > 18
	AXSBD - LF	20	50 > 38	10 > 16
	AXSBD - LR	16	50 > 38	10 > 16
	AXSBD - MF	20	44 > 34	10 > 16
	AXSBD - MR	15	44 > 34	10 > 16
	AXSBD - SF	17	40 > 30	10 > 16
AXSBD - SR	14	40 > 30	10 > 16	

Backrests can be inverted to provide support at Thoracic/Pelvic areas - All can be used with V-Trak Original hardware or V-Trak Lite.